

Phonics Workshop



WHY DOES IT MATTER?

- Evidence suggests that children who read for enjoyment every day not only perform better in reading tests than those who don't, but also develop a broader vocabulary, increased general knowledge and a better understanding of other cultures.
- It has a direct link with Writing – children who read more have a greater understanding of writing for a purpose and are more able to use features to engage the reader.



PHONICS

- <http://www.ruthmiskin.com/en/resources/sound-pronunciation-guide/>



TERMINOLOGY

Phoneme - an individual sound

Grapheme - letter or letters that make the sound

Segmenting and blending - breaking down a word into individual sounds before blending them together

Digraph - 2 letters that make one sound

Trigraph - 3 letters that make one sound

Split digraph- the a-e in snake, i-e in slide, u-e in cube and the o-e in bone


























PHASE 2

- Set 1: s, a, t, p
- Set 2: i, n, m, d
- Set 3: g, o, c, k
- Set 4: ck, e, u, r
- Set 5: h, b, f, ff, l, ll, ss





SOUND MATS


Phase 2 Sounds

s	a	t	p	i	n	m	d
							
g	o	c	k	ck	e	u	r
							
h	b	f	ff	l	ll	ss	
							

www.communication4all.co.uk


















 <p>Bounce: t-t-t-tower Handwrite: Down the tower, across the tower</p>	
---	--

PHASE 3

- Set 6: j, v, w, x
 - Set 7: y, z, zz, qu
 - Consonant digraphs: ch, sh, th, ng
 - Vowel digraphs: ai, ee, igh, oa, oo, ar, or, ur, ow, oi, ear, air, ure, er
- 

SOUND MATS

Phase 3 Sounds

j	v	w	x	y	z	zz	qu	ch
								
sh	th	ng	ai	ee	igh	oa	oo	oo
								
ar	or	ur	ow	oi	ear	air	ure	er
								

www.communicatorHall.co.uk



blow the snow

2. blow snow slow show know floor glass

OW




PHASE 4

- This phase consolidates all the children have learnt in the previous phases.



PHASE 5

- Children will be taught new graphemes and alternative pronunciations for these graphemes.
 - Vowel digraphs: wh, ph, ay, ou, ie, ea, oy, ir, ue, aw, ew, oe, au
 - Split digraphs: a_e, e_e, i_e, o_e, u_e
- 

BLENDING TO READ

Building words from phonemes to read.

c a t



cat



BLENDING

Q u e e n

queen



SEGMENTING FOR SPELLING

- Breaking down words for spelling.

cat

c a t



SEGMENTING

Queen

qu ee n



WHAT DOES A PHONICS LESSON LOOK LIKE?

Revisit/review	Flashcards to revisit phonemes learnt so far.
Teach	Teach new phoneme e.g. air
Practice	Play a game with words with that sound: zair, fair, hair, lair, pair, vair, sair, thair
Apply	Read captions: The goat had a long beard. The quack was right in his ear.

HOW DOES THIS LINK TO READING?

- Understanding the link between letters and the sounds they make
- Gives children a strategy for unfamiliar words
- Increases sight vocabulary
- Increases fluency

- Leads to confident readers



OTHER READING STRATEGIES

- Use pictures for clues – what could be happening here? What can you see?
- Re reading books - builds confidence and fluency
- Discuss what new words mean – look them up together, put them into sentences
- Point out interesting parts of a story to discuss
- Point out similarities to other books
- Discuss the story – what happened? What might happen next? How are the characters feeling? How is this similar to other stories?



READING

- Doesn't just have to be the books we give you!
- Could be
 - Reading instructions for a new game/making a cake
 - Comic books
 - Magazines
 - Online games with words to read
 - Signs and posts when out and about
 - Anything that interests your child!
 - Going to the library and choosing a book to share together
- Little and often



HOW TO HELP AT HOME

- Regular reading - encouraging your children to sound out unknown words.
- Model sounding out new words with them
- Spot sounds in words, especially digraphs and trigraphs and talk about them
- Use magnetic letters to make real and nonsense words.
- Write sound buttons on words to help spot the sounds.
- Play phonic games online and printable.



RESOURCES FOR HOME

<http://www.phonicsplay.co.uk>

www.letters-and-sounds.com

www.oxfordowl.co.uk/for-home/phonics-made-easy

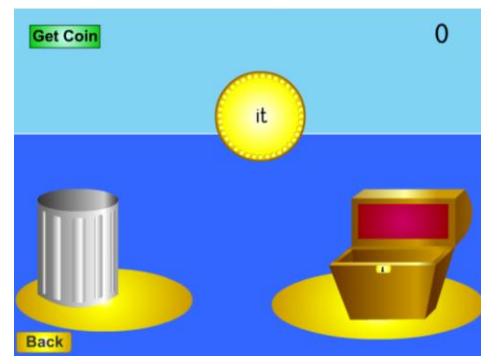
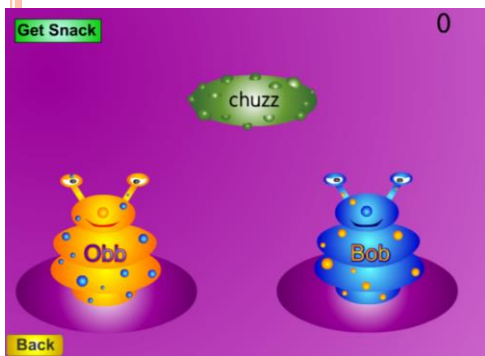
www.readingeggs.co.uk

www.bbc.co.uk > Home > Literacy

www.galacticphonics.co.uk

www.roythezebra.co.uk

<https://www.oxfordowl.co.uk/>



YOUR TURN

- Have a go at the phonics games on the tables around the room

